



EBARA

SELF PRIMING PUMP

FOR SEA WATER

MODEL SQPB

PT. LUKES INDONESIA

Lindeteves Trade Center Lt UG, Blok B1 No. 6

Jalan Hayam Wuruk, Jakarta - Indonesia

Phone : 021 - 6231 7842, 628 5144

Fax : 021 - 6231 0499

email : lukes@cbn.net.id



APPLICATIONS

- SHRIMP CULTIVATION
- FISH CULTIVATION
- MARINE , ETC


FEATURES

- Water mixed with a little sand or mud can be pumped up due to semi - open impeller design.
- Easy installation with engine for belt driven due to c.c.w rotation.

SPECIFICATION MODEL SQPB

DISCRIPTION	OPTION
Liquid	sea water
Temperature	0 – 40°C
Rotation	Counter clockwise when viewed from drive end
Material Casing Impeller Shaft	Bronze Bronze Stainless steel
Construction Impeller Stuffing box Bearing	Semi open Packing Sealed ball bearing

OTHER



PUMP COUPLED WITH ENGINE

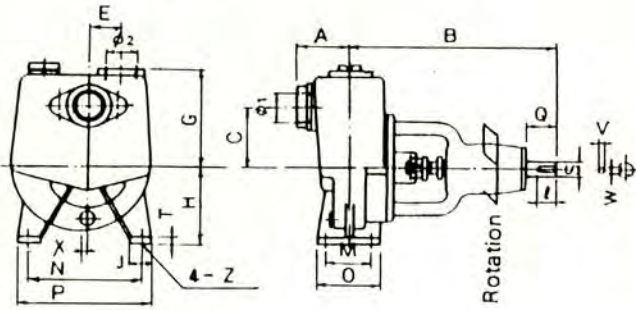
* This picture doesn't show belt cover.
for safety belt cover should be install.



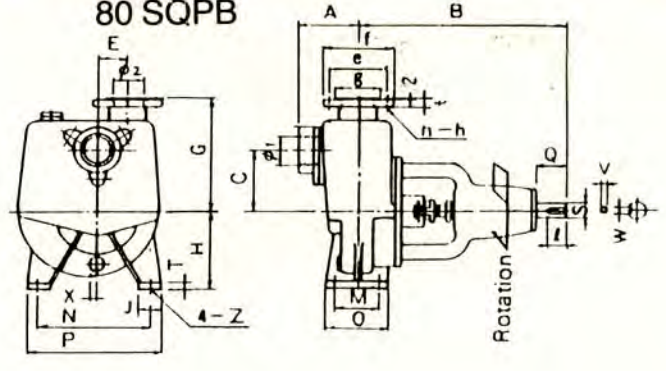
SEMI OPEN IMPELLER

BARE SHAFT PUMP DIMENSIONS

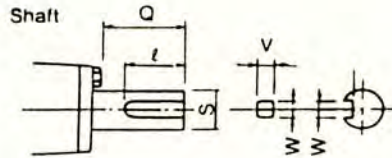
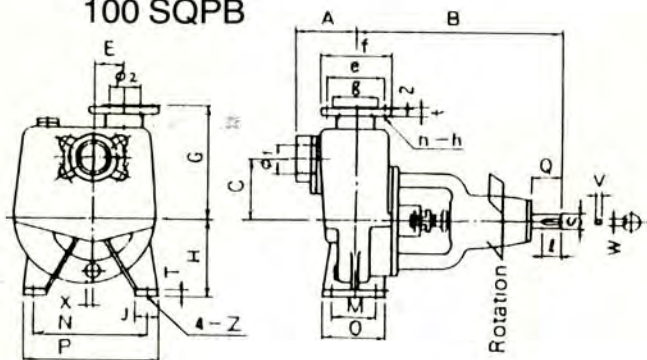
50 SQPB



80 SQPB



100 SQPB



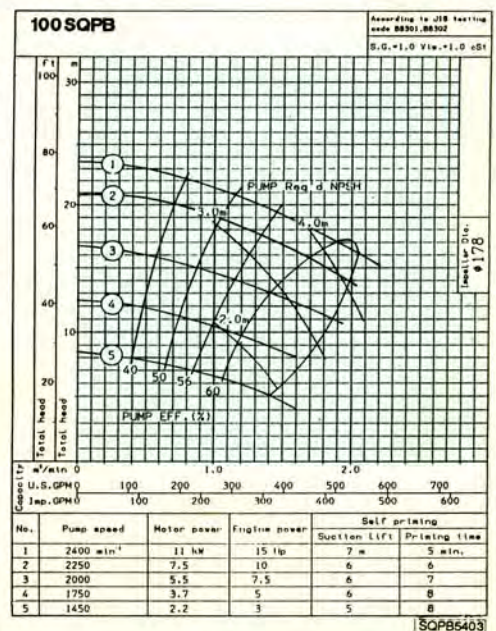
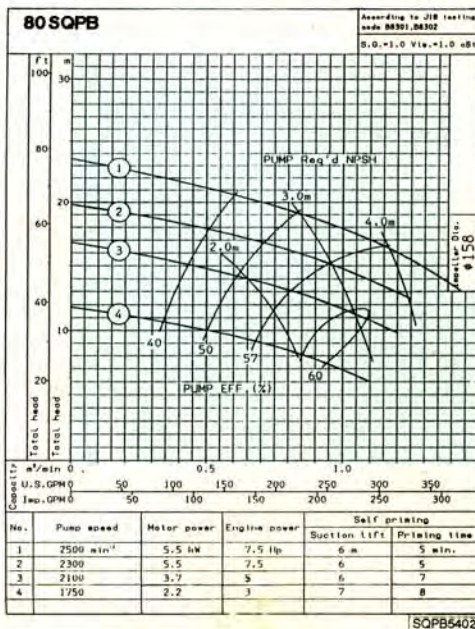
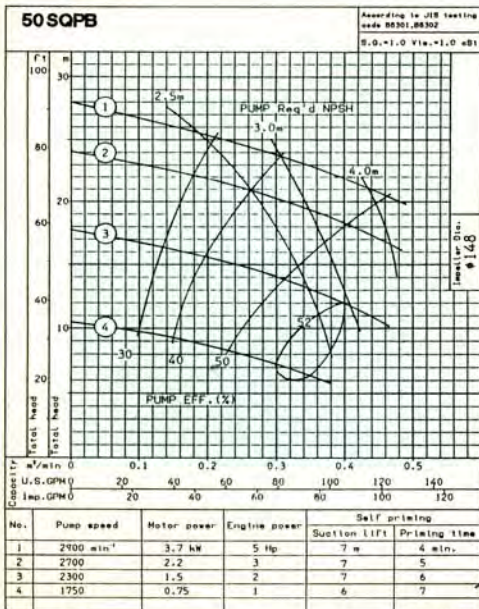
Unit:mm

MODEL	Ø2	g	e	f	t	n	h
50 SQPB	PS-2	-	-	-	-	-	-
80 SQPB	PS-3	130	150	185	18	4	15
100 SQPB	PS-4	155	175	210	20	4	15

Unit:mm

MODEL	Pump													Shaft End					Weight (Mass) kg		
	Ø1	A	B	C	E	G	H	J	T	M	N	O	P	X	Z	S	Q	I		V	W
50 SQPB	PS-2	100	240	100	40	165	112	35	10	50	150	80	180	0	12	19	34	27	6	6	21
80 SQPB	PS-3	120	275	120	25	225	132	40	12	70	190	100	230	10	12	24	50	40	8	7	38
100 SQPB	PS-4	130	330	155	25	275	160	50	12	100	230	140	280	20	15	28	55	50	8	7	61

PERFORMANCE CURVE

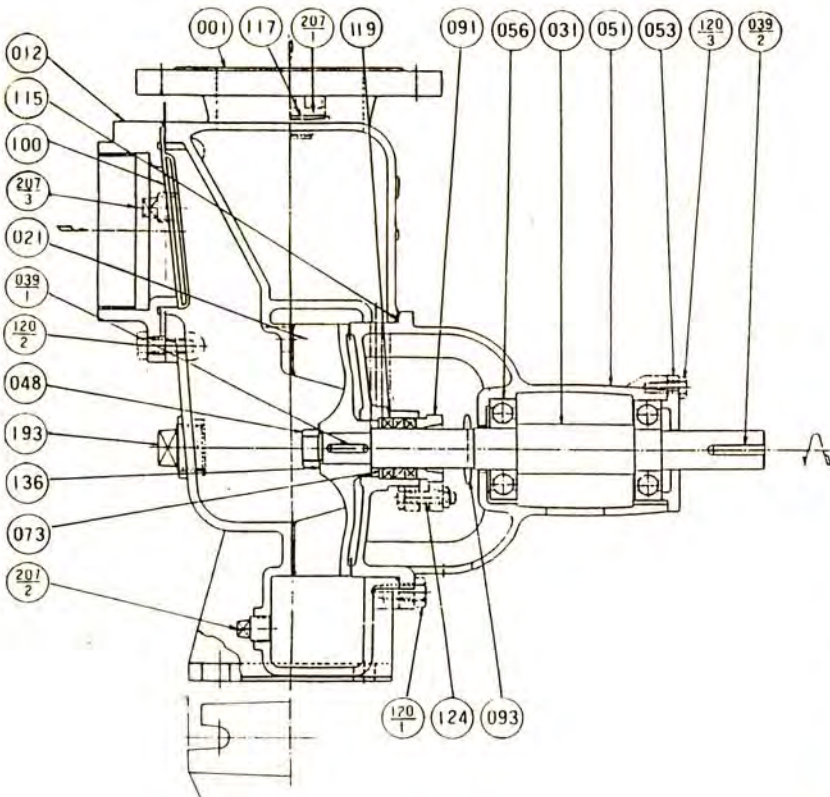


SQP85401

SQP85402

SQP85403

SECTIONAL VIEW



207-3	PLUG	BRONZE	1
207-2	DRAIN PLUG	BRONZE	1
207-1	PRIMING PLUG	PLASTIC	1
193	PLUG	BRONZE	2
136	WASHER	BRASS	1
124	GLAND BOLT AND NUT	STAINLESS STEEL	1
120-3	BOLT	STAINLESS STEEL	2
120-2	SUCTION COVER BOLT	STAINLESS STEEL	3
120-1	CASING BOLT	STAINLESS STEEL	4
119	GLAND PACKING	ASBESTOS	3
117	GASKET	RUBBER	1
115	O-RING	NBR	1
100	CHECK VALVE	RUBBER	1
093	DEFLECTOR	NBR	1
091	GLAND	BRONZE	1
073	STAGE PIECE	STAINLESS STEEL	1
056	BALL BEARING	-	2
053	BEARING COVER	BRONZE	1
051	BEARING HOUSING	BRONZE	1
048	IMPELLER NUT	BRASS	1
039-2	KEY	CARBON STEEL	1
039-1	KEY	STAINLESS STEEL	1
031	SHAFT	STAINLESS STEEL	1
021	IMPELLER	BRONZE	1
012	SUCTION COVER	BRONZE	1
001	CASING	BRONZE	1
PART NO	PART NAME	MATERIAL	NO. FOR 1 UNIT

All specifications are subject to change without notice

