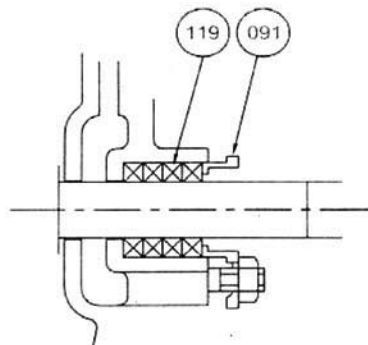
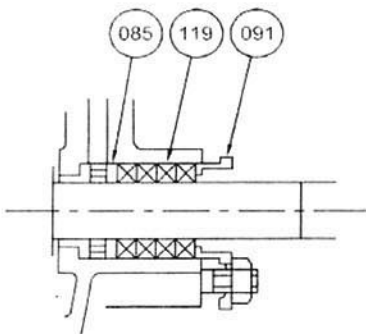
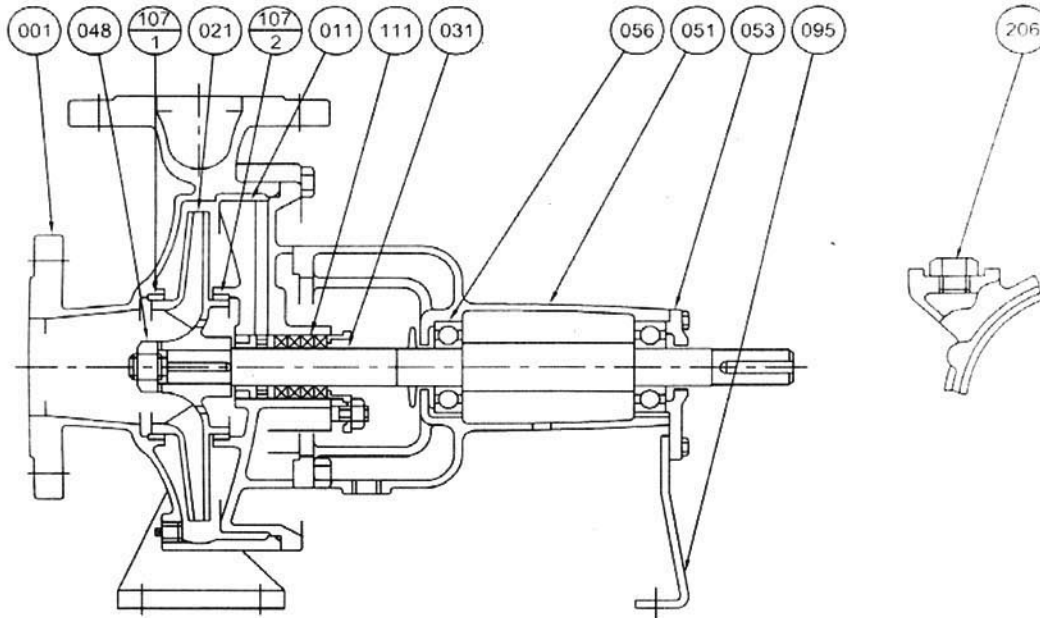


Ebara End Suction Volute Pump

Model FSA

Sectional View - Gland Packing Type (Option)

50 Hz



119	Gland Packing	Non-Asbestos	4 or 5
091	Gland	Bronze	1
085	Lantern Ring		
No.	Part Name	Material	Qty

119	Gland Packing	Non-Asbestos	4 or 5
091	Gland	Bronze	1
No.	Part Name	Material	Qty

207	Plug	Steel	1
111	Gland Packing	Non-Asbestos	4 or 5
107-2	Casing Ring	Bronze	1
107-1	Casing Ring		
095	Stay	Steel	1
056	Ball Bearing	-	2
053	Bearing Cover	Cast Iron	1
051	Bearing Housing		
048	Impeller Nut	Brass	
031	Shaft	Stainless Steel	
021	Impeller	Bronze	
011	Casing Cover	Cast Iron	
001	Casing		
No.	Part Name	Material	Qty

With Lantern Ring

50x40 FSHA; 65x50 FSHA, FSJA;
 80x65 FSGA, FSHA;
 100x80 FSGA; 125x100 FSLA;
 150x100 FSKA, FSNA;
 150x125 FSKA, FSLA;
 200x150 FSJA, FSLA, FSNA;
 250x200 FSLA, FSNA

Without Lantern Ring

80x65 FSJA, FSKA;
 100x65 FSKA;
 100x80 FSHA, FSJA, FSGCA, FSHCA;
 125x100 FSJCA, FSKA;
 150x125 FSHA, FSJA;
 200x150 FSHA, FSKA;

Recommended Spare Parts			
No.	Part Name	Expected Life (year)	Qty/Unit
056	Ball Bearing	3	2
107	Casing Ring	2	2
119	Gland Packings	1	1 Set
	Coupling Rubber	2	1 Set