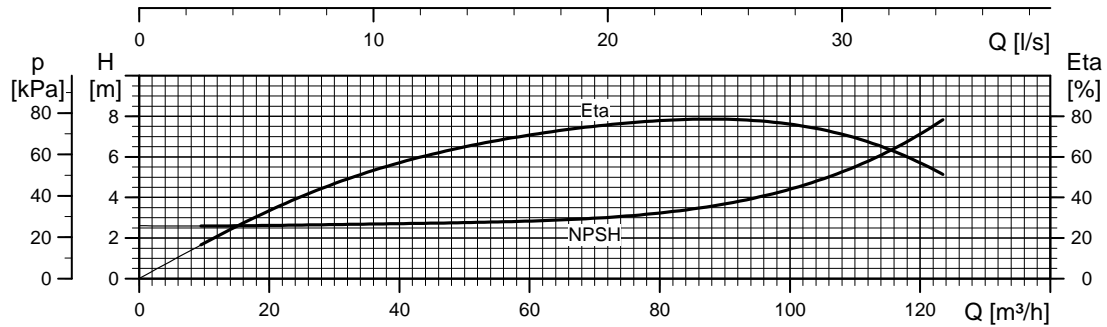
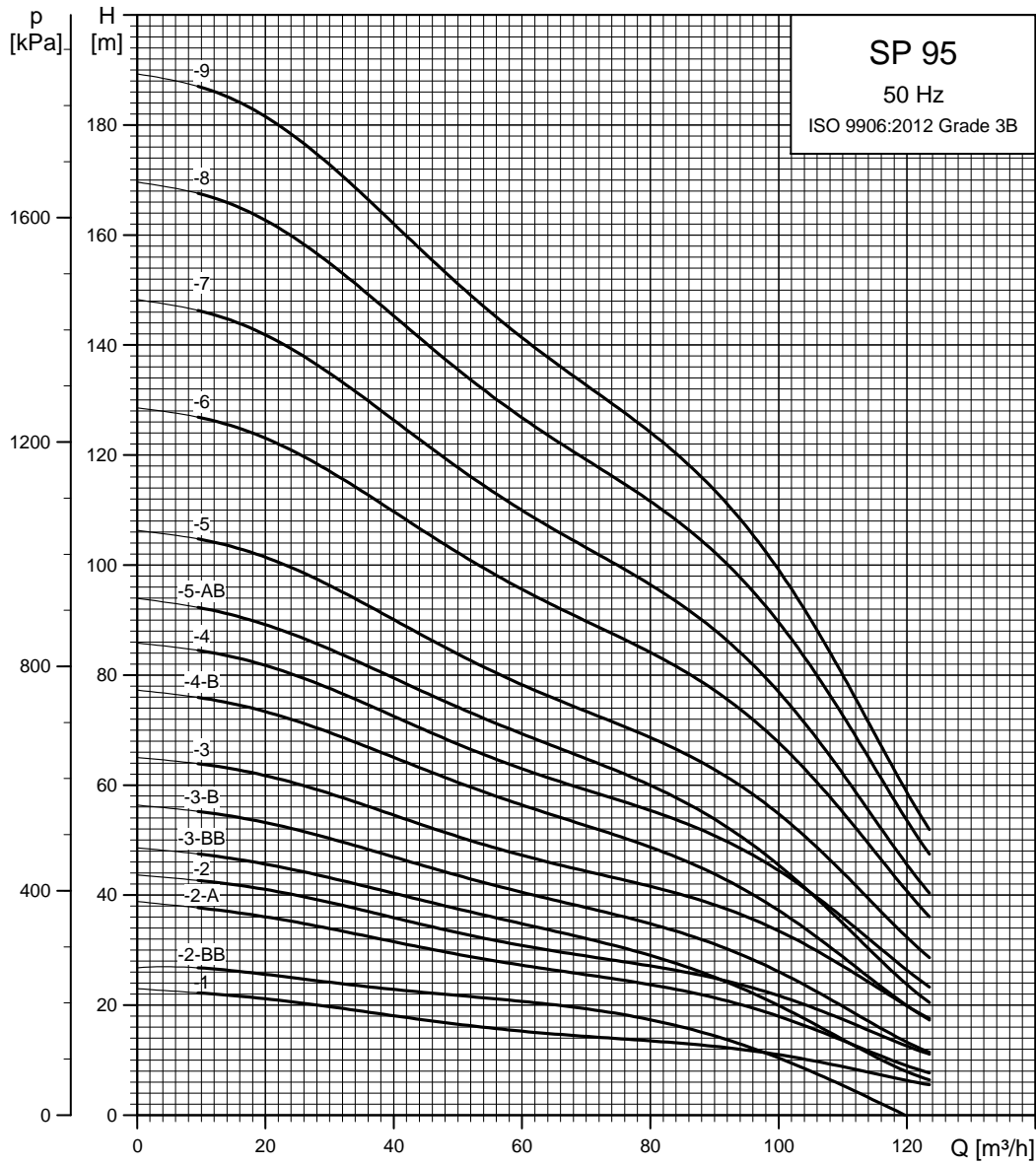
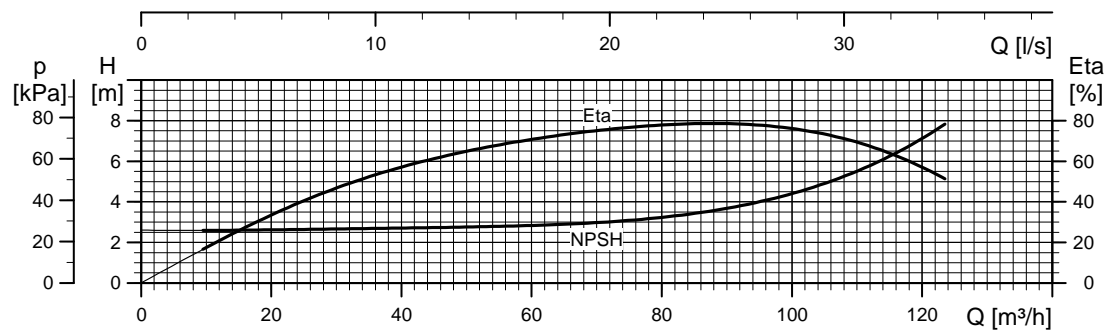
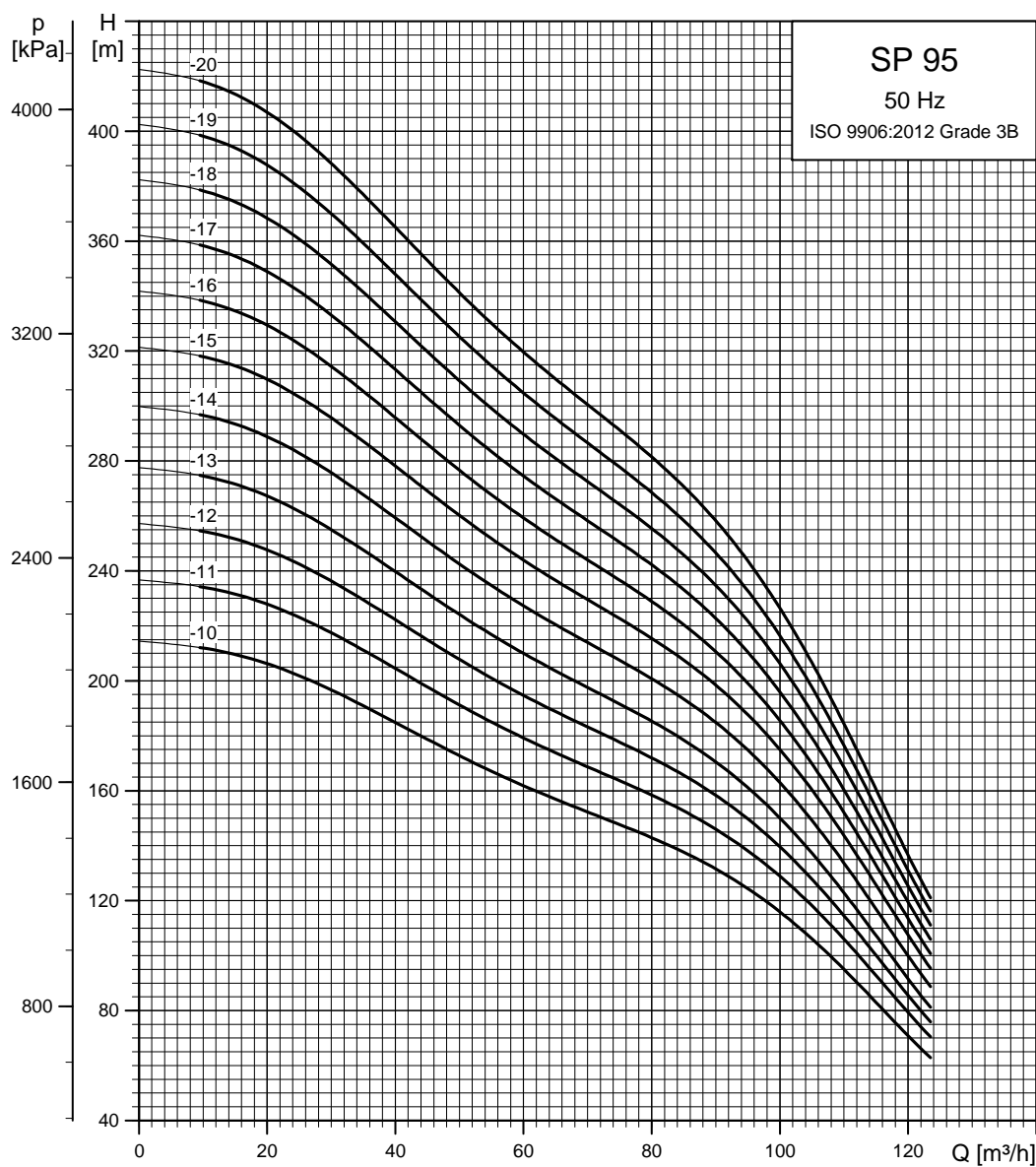


SP 95

Performance curves

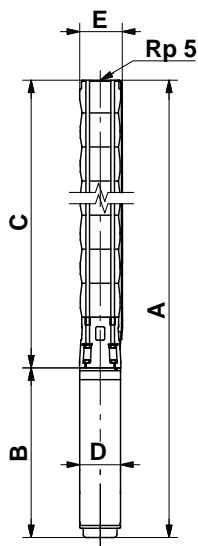


TM01 8773 4702

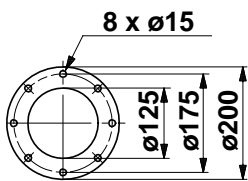


TM01 8774 4702

Dimensions and weights



TM00 7872 2196



TM00 7323 1798

Pump with Grundfos flange

| Pump type | Motor | | Dimensions [mm] | | | | | | | | Net weight [kg] | | |
|------------------------------------|----------|------------|-----------------|------|-----|-----|--------------------|------|-----|-----|-----------------|-------|-----|
| | Type | Power [kW] | Rp 5 connection | | | | 5" Grundfos flange | | | | | | |
| | | | A | C | E* | E** | A | C | E* | E** | | B | D |
| Three-phase, 3 x 230 V / 3 x 400 V | | | | | | | | | | | | | |
| SP 95-1 | MS 6000 | 5.5 | 1162 | 618 | 178 | 186 | 1162 | 618 | 200 | 200 | 544 | 139.5 | 55 |
| SP 95-2-BB | MS 6000 | 5.5 | 1290 | 746 | 178 | 186 | 1290 | 746 | 200 | 200 | 544 | 139.5 | 72 |
| SP 95-2-A | MS 6000 | 7.5 | 1320 | 746 | 178 | 186 | 1320 | 746 | 200 | 200 | 574 | 139.5 | 63 |
| SP 95-2 | MS 6000 | 9.2 | 1350 | 746 | 178 | 186 | 1350 | 746 | 200 | 200 | 604 | 139.5 | 68 |
| SP 95-3-BB | MS 6000 | 9.2 | 1478 | 874 | 178 | 186 | 1478 | 874 | 200 | 200 | 604 | 139.5 | 72 |
| SP 95-3-B | MS 6000 | 11 | 1508 | 874 | 178 | 186 | 1508 | 874 | 200 | 200 | 634 | 139.5 | 75 |
| SP 95-3 | MS 6000 | 13 | 1538 | 874 | 178 | 186 | 1538 | 874 | 200 | 200 | 664 | 139.5 | 78 |
| SP 95-4-B | MS 6000 | 15 | 1702 | 1003 | 178 | 186 | 1702 | 1003 | 200 | 200 | 699 | 139.5 | 86 |
| SP 95-4 | MS 6000 | 18.5 | 1757 | 1003 | 178 | 186 | 1757 | 1003 | 200 | 200 | 754 | 139.5 | 91 |
| SP 95-5-AB | MS 6000 | 18.5 | 1885 | 1131 | 178 | 186 | 1885 | 1131 | 200 | 200 | 754 | 139.5 | 95 |
| SP 95-5 | MS 6000 | 22 | 1945 | 1131 | 178 | 186 | 1945 | 1131 | 200 | 200 | 814 | 139.5 | 101 |
| SP 95-6 | MS 6000 | 26 | 2133 | 1259 | 178 | 186 | 2133 | 1259 | 200 | 200 | 874 | 139.5 | 110 |
| SP 95-7 | MS 6000 | 30 | 2331 | 1387 | 178 | 186 | 2331 | 1387 | 200 | 200 | 944 | 139.5 | 122 |
| SP 95-8 | MMS 6 | 37 | 2827 | 1515 | 178 | 186 | 2827 | 1515 | 200 | 200 | 1312 | 143 | 168 |
| SP 95-9 | MMS 6 | 37 | 2954 | 1642 | 178 | 186 | 2954 | 1642 | 200 | 200 | 1312 | 143 | 172 |
| SP 95-10 | MMS 8000 | 45 | 3055 | 1785 | 196 | 204 | 3055 | 1785 | 205 | 205 | 1270 | 192 | 233 |
| SP 95-11 | MMS 8000 | 55 | 3264 | 1914 | 196 | 204 | 3264 | 1914 | 205 | 205 | 1350 | 192 | 251 |
| SP 95-12 | MMS 8000 | 55 | 3393 | 2043 | 196 | 204 | 3393 | 2043 | 205 | 205 | 1350 | 192 | 255 |
| SP 95-13 | MMS 8000 | 55 | 3522 | 2172 | 196 | 204 | 3522 | 2172 | 205 | 205 | 1350 | 192 | 259 |
| SP 95-14 | MMS 8000 | 63 | 3790 | 2300 | 196 | 204 | 3790 | 2300 | 205 | 205 | 1490 | 192 | 289 |
| SP 95-15 | MMS 8000 | 75 | 4019 | 2429 | 196 | 204 | | | | | 1590 | 192 | 311 |
| SP 95-16 | MMS 8000 | 75 | 4147 | 2557 | 196 | 204 | | | | | 1590 | 192 | 315 |
| SP 95-17 | MMS 8000 | 75 | 4275 | 2685 | 196 | 204 | | | | | 1590 | 192 | 319 |
| SP 95-18 | MMS 8000 | 92 | 4938 | 3108 | 196 | 204 | | | | | 1830 | 192 | 376 |
| SP 95-19 | MMS 8000 | 92 | 5066 | 3236 | 196 | 204 | | | | | 1830 | 192 | 380 |
| SP 95-20 | MMS 8000 | 92 | 5194 | 3364 | 196 | 204 | | | | | 1830 | 192 | 384 |

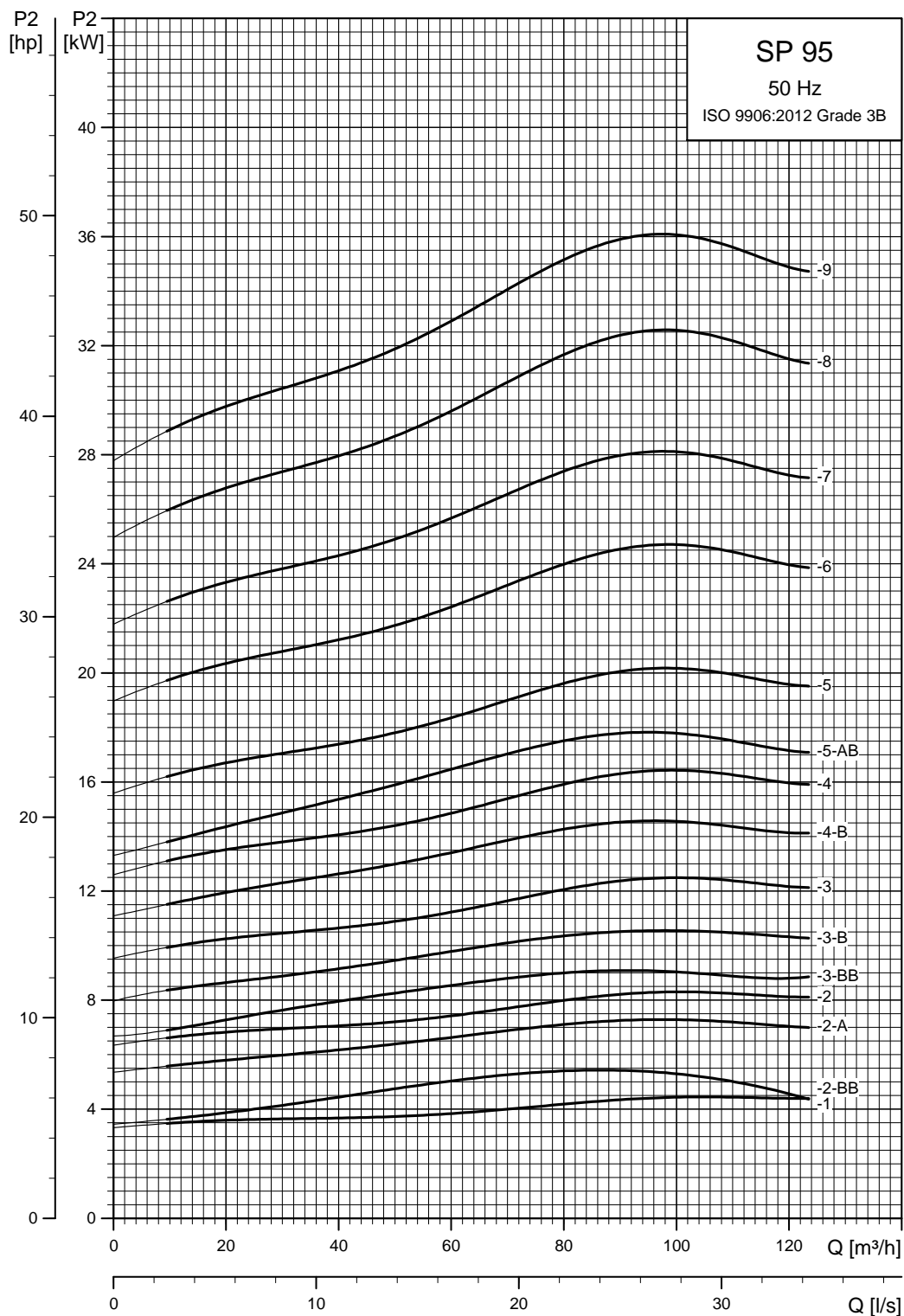
* Maximum diameter of pump with one motor cable.

** Maximum diameter of pump with two motor cables.

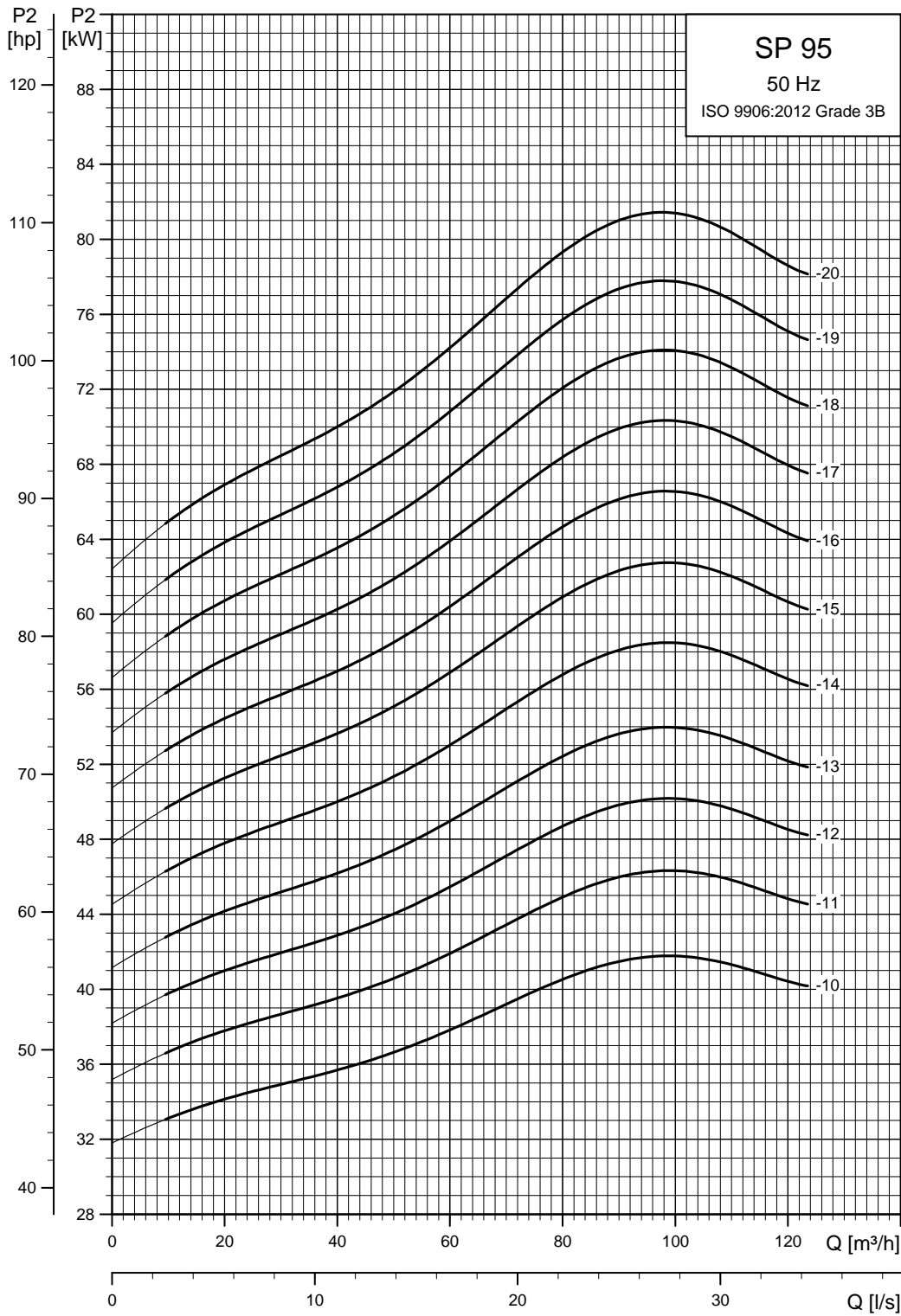
The pump types above are also available in N- and R-versions. See page 6.

Other types of connection are possible by means of connecting pieces. See page 108.

Power curves



TM01 8775 4702



TM01 8776 4702